



Caution – Do not use smart charger with non-rechargeable AA batteries

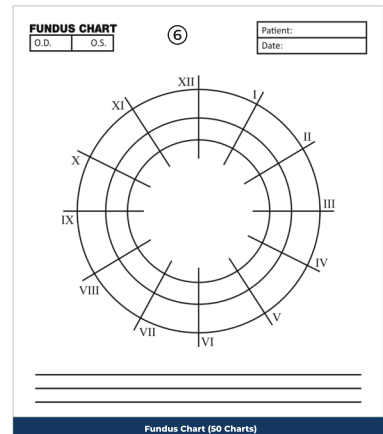
**Parts Explained**

1. Head Adjustable Knob
  - a. This Knob Is Used To Moved Head Up/Down
2. On/ Off Switch
  - a. Use This Switch To Turn On/ Off The Unit
3. Illumination Control Knob
  - a. Move The Knob To Adjust the brightness
4. Three Pupil
  - a. Small , Medium & Large
5. Battery Case under the detachable lid
  - a. No Batteries included.
  - b. You can buy any non-rechargeable AA batteries or Rechargeable AA 1000 mAh batteries. Our smart charger is compatible for use with any brand of rechargeable AA 1000 mAh batteries. The battery like duracell energizer can work upto 7 hours. the charger supplied has a feature of automatic cut of time for charging from 1 to 5 hours
  - c. Battery Case is under the detachable lid. Just pull out the lid and place the batteries as shown in the Fig 1, 2, 3 & 4



6. IPD Adjustment
  - a. IPD adjustment is possible from 49 mm to 75 mm
7. Knob to hold Teaching Mirror
  - a. Slide the teaching mirror on each side if required, supplied with the unit.
8. Mirror Tilt Control Knob
  - a. To move the light focus
9. Sealed Optics
  - a. To avoid dust inside the unit
10. Four Integrated Filters
  - a. Green, Blue, Orange & White
11. Charging Indicator Light
  - a. Green color shows charging in process
12. Charging Knob
  - a. Knob to attach charger to unit. Charger to be used while using rechargeable AA 1000 mAh batteries only
13. Padded headband provides comfortable head grip
  - a. Soft padded headband makes the unit comfortable to wear.
14. Diopter Changing Knob
  - a. Knob Can Be Moved Up /Down To Adjust The Pupil Size
15. Filter Changing Knob
16. Band Adjusting Knob

## Accessories



### Accessories Explained

1. 20D Lens
  - a. Double Aspheric 20D Lens comes as standard accessory with device
2. Scleral Depressor
  - a. Small Medium and Large (set of 3) scleral depressors are provided with unit to make ease of use.
3. Charger
  - a. Universal USB Travel Charger, good for use anywhere in the world
4. Teaching Mirror
  - a. Teaching mirror can slide easily on knobs attached on the head of unit.
5. Carrying Case
  - a. Wireless HYBRID LED Indirect Ophthalmoscope comes in a carrying case.
6. Fundus Chart
  - a. To record readings